



STANDARD VERSION

Material body, base and doors made of 3-layer chipboard (E1), melamine coated, material thickness 0.75". Body and shelves with 0.04" plastic edge, doors with 0.08" plastic edge.

Note: 1 folder height (OH) \approx 38.4 cm

Cabinet including base.

Body, 3-layer particle board (E1), melamine coated, highly abrasion-resistant, with 1 mm plastic edge, thickness 19 mm.

Rear panel, 3-layer chipboard (E1), melamine-coated, highly abrasion-resistant, grooved all around, thickness 8 mm.

4-door with center panel. 2 hinged doors 2 FH at the bottom, individually lockable on both sides. 3 FH sliding glass doors (safety glass) at the top.

OPTIONS

- Decoration group 2
- Front decors price group 2
- Front HPL glued
- Shelf (additional)
- Handle PG 2
- Base adjustment
- Steel base (chrome silver 9006)

STANDARD

DIN EN 14074, DIN EN 14073-2, DIN EN 14073-3, DIN EN 16121, DIN EN 16122


TECHNICAL SPECIFICATIONS

FOLDER HEIGHT	5
WIDTH	31.50 "
TOTAL HEIGHT	80.31 "
DEPTH	17.32 "
NO. OF ADJUSTABLE SHELVES	6
WEIGHT	187 lb

BENEFITS/SPECIALS



Board material melamine coated with robust plastic edge




Shatterproof glass



Optionally with robust steel base



Metal cup hinges with 240° opening angle



Cupboard with central locking




Pull-out proof shelf supports



Lockable glass sliding doors



Carcass firmly dowelled and glued ex works



Resistance to warping due to 8 mm thick back wall